



TEXAS PEDESTRIAN SAFETY COALITION

TPSC Meeting

Tuesday, September 28, 2021



Agenda



10:00 – 10:10 Welcome & Introductions

10:10 – 10:20 2021 Texas Pedestrian Safety Forum Update

10:20 – 10:40 What's going on out there? A Dallas Area Perspective on Pedestrians and Injury
*Dr. Courtney Edwards, Director of Trauma Community Outreach,
Rees-Jones Trauma Center, Parkland Health & Hospital System*

10:40 – 11:00 Lisa-Torry Smith Act Outreach
Jay Blazek Crossley, Farm and City

11:00 – 11:20 October is Pedestrian Safety Month, Roundtable Discussion of Events Planned

11:20 – 11:30 Stakeholder Updates

11:30 Adjourn



Virtual Meeting Best Practices



- Please stay muted unless you are speaking
 - This limits distracting sounds and noises that detract from the meeting
- Please use webcam if you can
- Actively participate in the meeting
 - Use chat
 - Participate in discussion, Q&A
 - Please raise your hand in Teams if you would like to speak



Forum Recap



- Virtual in 2020 & 2021
- 435 registered vs 581 attendees in 2020
- Most attendees like the flexibility a virtual forum provides, but are missing the networking and interacting with colleagues
- If we have a virtual forum again in 2022, find ways to encourage more participation by speakers and in the opening and closing sessions.



Attendance



Sessions	Attendance	Viewed On-Demand
Introduction and Opening Keynote	265	15
Breakout #1 (4 tracks)	336	56
Breakout #2 (4 tracks)	287	27
Closing	156	1



Future Forum Topic Suggestions

- More metrics associated with the initiatives presented, such as reductions in pedestrian/bicycle fatalities.
- Metrics associated with enhancements in street safety (i.e., changes in crash/fatality rates associated with changes in street design and/or driver/pedestrian behavior).
- Working with local decision makers to apply safer policies and funding priorities.
- Crash Modification Factors (CMF) development for ped and bike crashes.
- Innovative engineering solutions, including non-motorized transportation networks.
- Solutions and innovative approaches to pedestrian safety from other countries.
- Overcoming public education and enforcement challenges during COVID or adaptation.
- Pedestrian and bike safety for youth, school zone safety, and implementing countermeasures equitably.
- Law enforcement challenges and adaptations associated with the new pedestrian safety laws starting September 1, 2021.
- Policy and funding changes that are needed to support Road to Zero/Vision Zero goals.





*What's going on
out there?*

A Dallas Area
Perspective on
Pedestrians and Injury

COURTNEY EDWARDS

REES-JONES TRAUMA CENTER AT
PARKLAND

A large, modern hospital building with a glass facade and a white section. The word "Parkland" is visible on the white section. The building is surrounded by greenery and a clear blue sky with some clouds.

Parkland

Parkland Hospital

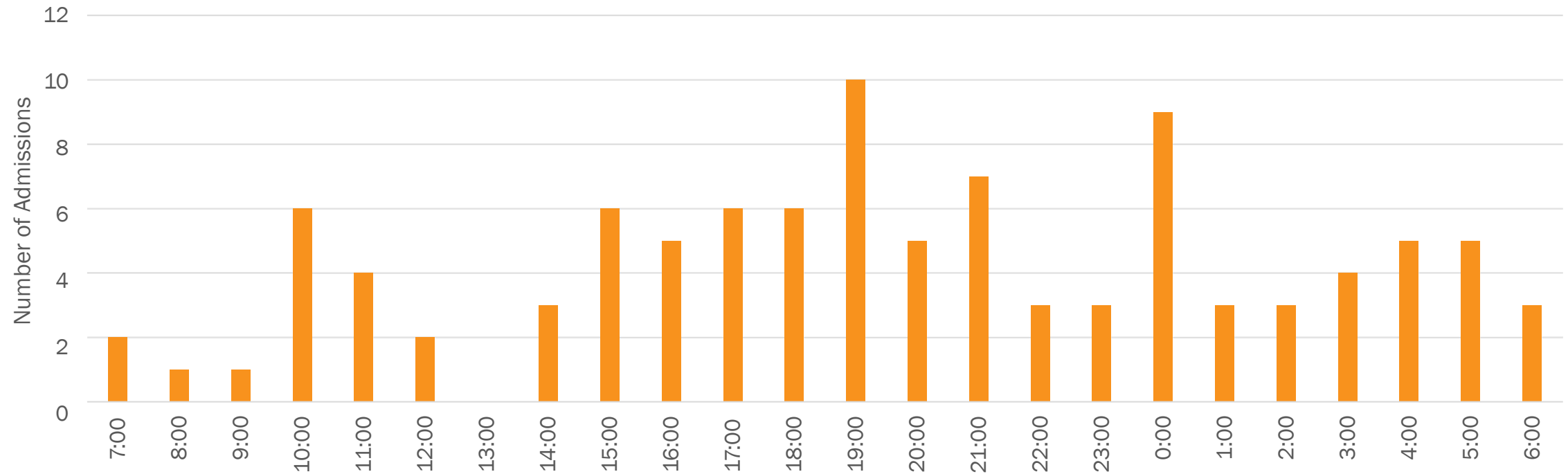
884 bed acute care, safety-net hospital in Dallas, Texas and primary teaching hospital for the University of Texas Southwestern Medical Center; includes 20 community-based clinics

2020 Patient Number

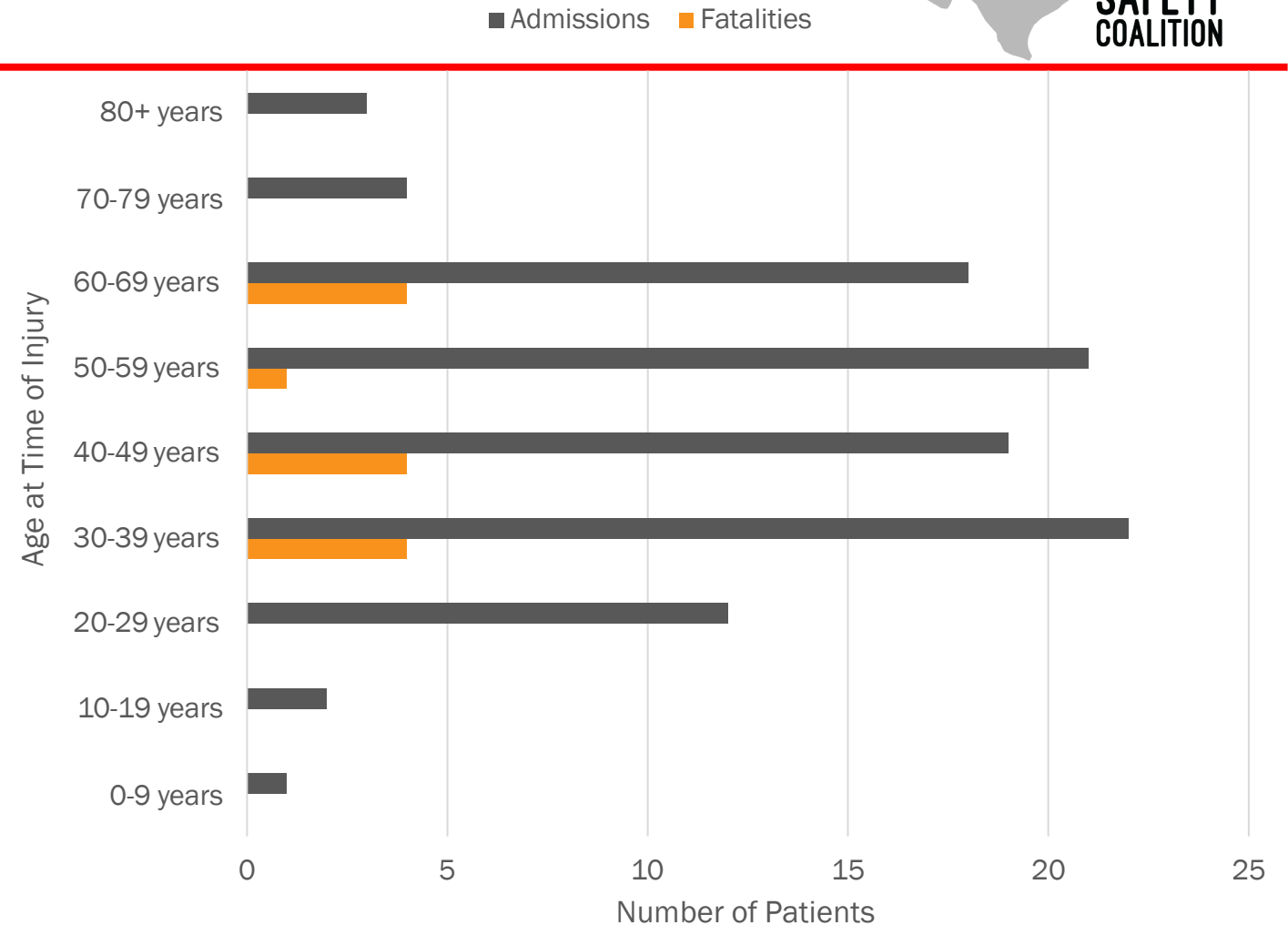
- Total Discharges 66,820
- Total Surgeries 17,102
- Total Outpatient Visits 1,035,119
- Total Emergency Visits 204,506

102 pedestrians required admission to the Trauma Center after being struck by a motor vehicle

Arrival Time of MPC Trauma Team Activations to the Rees-Jones Trauma Center



MPCs represented
5.2% of all trauma
admissions, but
12.7% of trauma
related fatalities

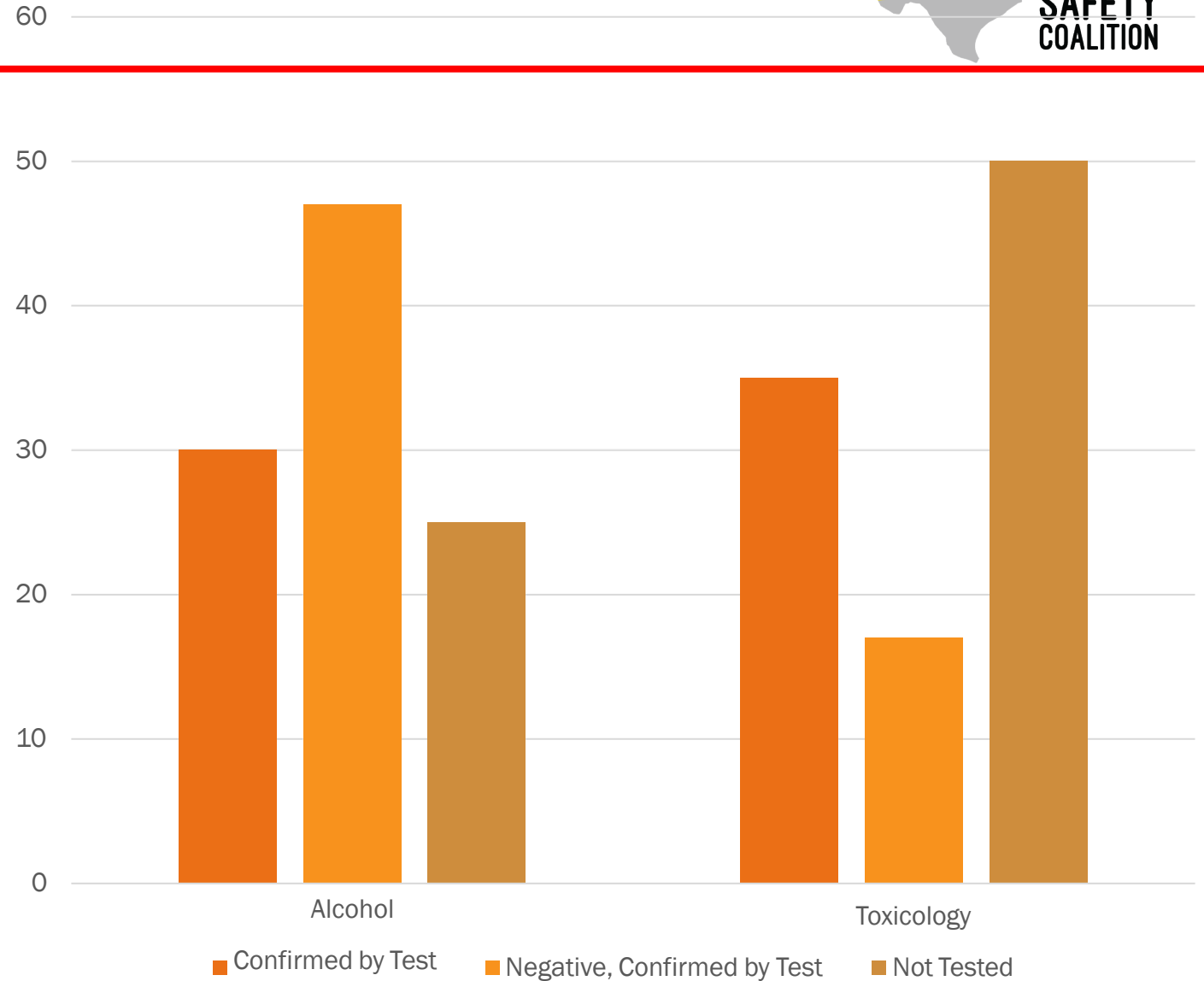


5.8% of pedestrian crashes were work related

Location Description for Place of Injury	Number of Patients
Local Residential or Business Street	45
Unspecified street and highway	16
Parking Lot	15
Interstate Highway	7
Private driveway	7
Exit ramp or entrance ramp of street or highway	3
Other industrial and construction area	2
Sidewalk	1
Other paved roadway	6



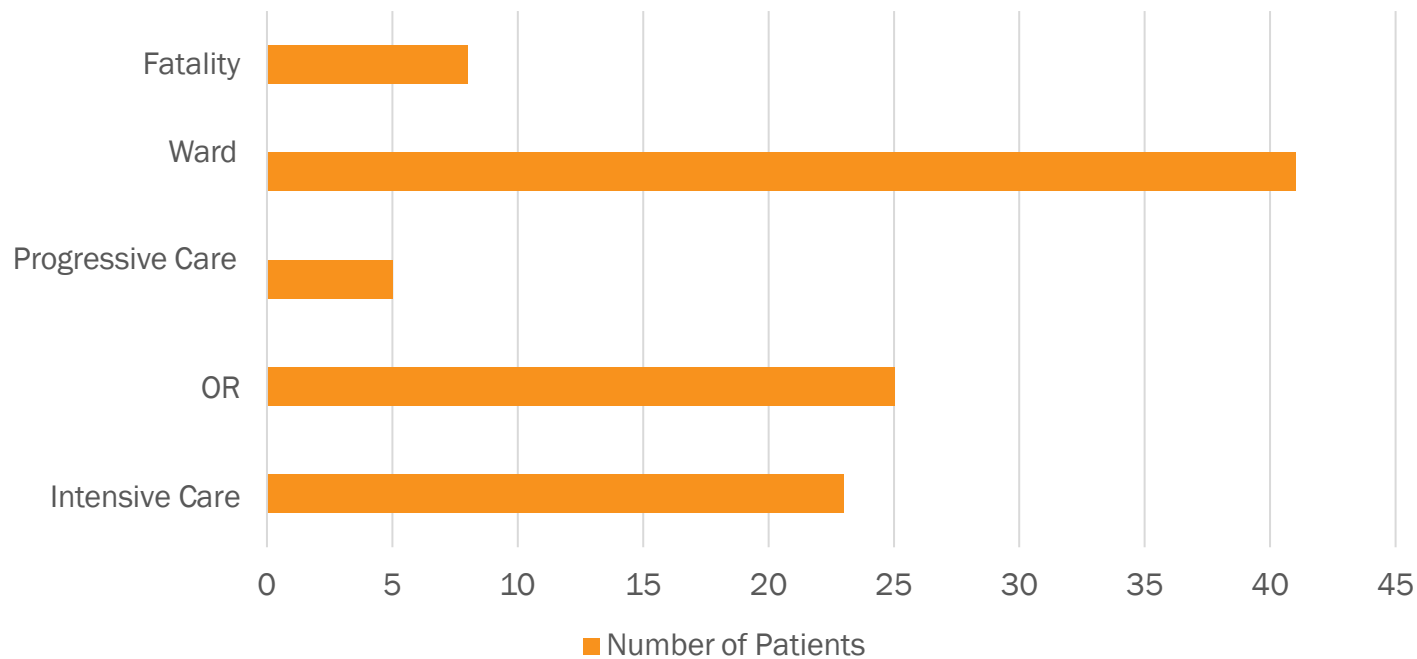
Nearly **1 in 3** persons admitted after being struck by a motor vehicle had either alcohol and/or drug substances confirmed at the time of their admission



Nearly **half** of patients require immediate operations or intensive care services after being struck by a motor vehicle.



Disposition from Trauma Resuscitation Bay (ED)



Hospital Discharge Condition	Number of Patients
Good Recovery	74
Moderate Disability	14
Severe Disability	0
Coma	0
Death	13
Unknown	1



How severely are these patient injured?

The Injury Severity Score (ISS) assesses the combined effects of the multiply-injured patients and is based on an anatomical injury severity classification, the Abbreviated Injury Scale (AIS).

The ISS is an internationally recognized scoring system which correlates with mortality, morbidity and other measures of severity.

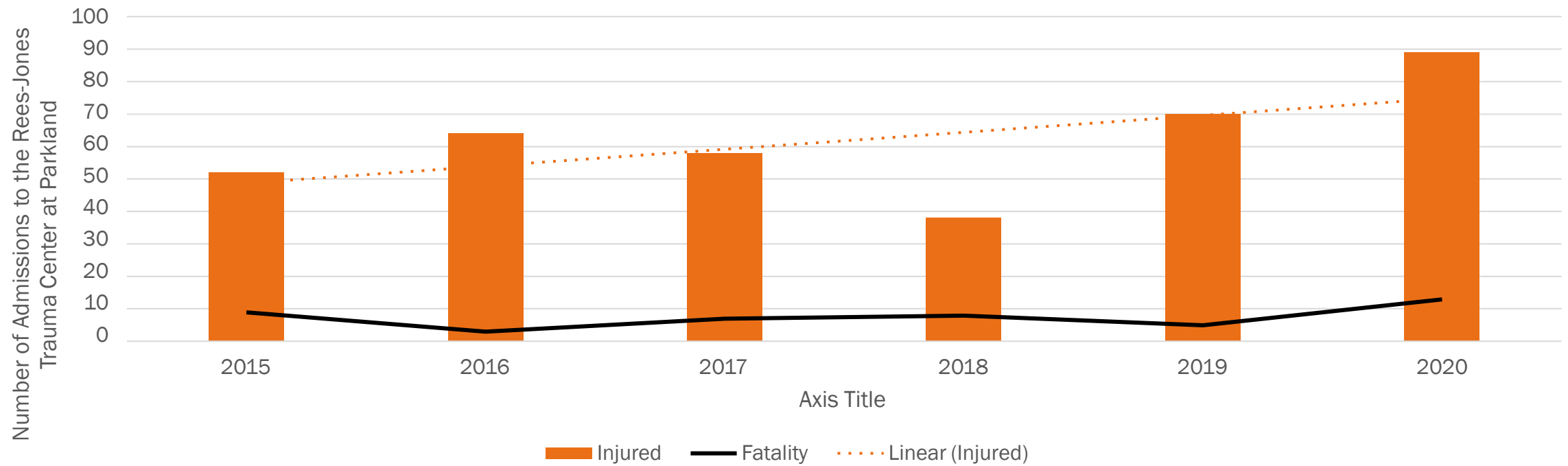
Injury Severity Scores range from 1 to 75.

Injury Severity Score	Number of Patients
Minor (1-8)	31
Moderate (9-15)	27
Serious (16-24)	16
Critical (50-74)	3
Unsurvivable (75)	4

City of Dallas – Vision Zero



Incidence of Pedestrians Injuries within the City of Dallas





Contact Information

Rees-Jones Trauma Center at Parkland Health & Hospital System



Dr. Courtney Edwards DNP, MPH, RN, CCRN, CEN, TCRN, NEA-BC
Director of Trauma Community Outreach
Tel: 469-419-0457
courtney.edwards@phhs.org

Lisa-Torry Smith Act Outreach

Jay Crossley, Farm and City



New State Law – Stop for Pedestrians



October is Pedestrian Safety Month, Roundtable Discussion

Michelle Canton, Kick-off Discussion



Stakeholder Updates

Mike Manser, TTI



Thank you for joining us today!

Questions: Michelle Canton, m-canton@tti.tamu.edu

